



Guidelines for admission form filling process

STEP 1 : Visit the link <http://admission.shishuvanerp.com/> for filling the admission form .
Read the details mentioned on the homepage carefully.

The screenshot shows a web browser window displaying the admission form filling process page. The browser's address bar shows the URL <http://admission.shishuvanerp.com/index.php?/>. The page header includes the Shishuvan logo and a navigation menu with buttons for "PROCESS FOR FORM FILLING", "FAQ'S", "ELIGIBILITY", "LOGIN", and "NEW REGISTRATION". The main heading is "Process of Form Filling". Below the heading is a list of instructions for filling the form, including checking eligibility, creating a login ID, attaching documents, and payment details. A "PROCEED FOR REGISTRATION" button is located at the bottom of the instructions. The Windows taskbar is visible at the bottom of the screen, showing the time as 4:34 AM on 9/21/2018.

Write us a Query admission@shishuvan.com

shishuvan®

PROCESS FOR FORM FILLING FAQ'S ELIGIBILITY LOGIN NEW REGISTRATION

Process of Form Filling

- Check your child's age [eligibility](#) to confirm the class for which your child is eligible for admissions.
- Create a login ID to fill the online admission form.
- You will receive a confirmation email on creating the login ID, now you are ready to start filling the admission form.
- Attach all the documents as specified. Following are the attachments required:
 - Passport size photograph of the child
 - Self - attested photocopy of the birth certificate
 - Self - attested photocopies of Mother's educational certificates
 - Self - attested photocopies of Father's educational certificates
 - In case of multiple qualifications of either parents, scanned certificates can be added in one file and attached as a single file
 - Self - attested photocopies of Minority caste certificate, if applicable
 - Self - attested copy of the address proof (Passport/ electricity bill/ Aadhar card)
- You can login in several times to continue filling the form. It is not necessary to fill up the form at one go.
- Please check the authenticity and accuracy of the data filled in the form.
- Only completely filled forms will be processed on payment of the processing charges (Rs.1000/-).
- **Please preserve the form no. generated by the system for any further reference to the admission status.**
- The final list of students admitted to Nursery class for the academic year 2019-20 will be put up on the school notice board on Friday, 21st December 2018 at 4.00 pm. Intimation by emails will be sent only to the selected candidates.
- Filling up of the online admission form does not guarantee admission.
- Please note that in case, any information/particulars furnished in the admission form or otherwise is found to be incorrect or misleading, the management reserves the right to cancel the admission, even after admission is granted.

PROCEED FOR REGISTRATION

admission.shishuvanerp.com/index.php?/admissionform


Type here to search

4:34 AM
9/21/2018

Check for the eligibility before you register.

← → ↻ ⓘ Not secure | admission.shishuvanerp.com/index.php?/eligibility 🔍 ☆ 🖱

Write us a Query admission@shishuvan.com

 [PROCESS FOR FORM FILLING](#) [FAQ'S](#) [ELIGIBILITY](#) [LOGIN](#) [NEW REGISTRATION](#)

Eligibility

Age norms for the academic year 2019-20

IMPORTANT :

Pre Primary		
Nursery	3 yrs completed before 30th September 2019	Born between 01 Oct 2015 and 30 Sep 2016
Jr. K.G.	4 yrs completed before 30th September 2019	Born between 01 Oct 2014 and 30 Sep 2015
Sr. K.G.	5 yrs completed before 30th September 2019	Born between 01 Oct 2013 and 30 Sep 2014
Primary		
STD. I	6 yrs completed before 30th September 2019	Born between 01 Oct 2012 and 30 Sep 2013
STD. II	7 yrs completed before 30th September 2019	Born between 01 Oct 2011 and 30 Sep 2012
STD. III	8 yrs completed before 30th September 2019	Born between 01 Oct 2010 and 30 Sep 2011
STD. IV	9 yrs completed before 30th September 2019	Born between 01 Oct 2009 and 30 Sep 2010
Secondary		
STD. V	Should have completed IV Std	
STD. VI	Should have completed V Std	
STD. VII	Should have completed VI Std	


To check eligibility click here

Step 2: To register your account:

- Click on New Registration
- Fill in the details
- Register
- On registration you will receive an SMS on your registered mobile number with your login credentials.

← → ↻ ⓘ Not secure | admission.shishuvanerp.com/index.php?/admissionform ☆ 📱 ⋮

Write us a Query admission@shishuvan.com

 [PROCESS FOR FORM FILLING](#) [FAQ'S](#) [ELICIBILITY](#) [LOGIN](#) [NEW REGISTRATION](#)

Registration For Admission 2019-2020

Name of The Student : *
(As Per Birth Certificate)

First Name _____ Middle Name _____ Last Name _____

Standard : * **Date Of Birth : ***

Phone No of The Parent : * _____ **Email Id of The Parent : *** _____


Fill in the details

To check eligibility click here

Step 3: Login

← → ↻ ⓘ Not secure | admission.shishuvanerp.com/index.php?/login ☆ 🔒 ⋮

Write us a Query admission@shishuvan.com

 [PROCESS FOR FORM FILLING](#) [FAQ'S](#) [ELIGIBILITY](#) [LOGIN](#) [NEW REGISTRATION](#)

Login



Your Mobile No / Email-Id

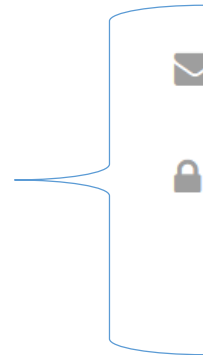


Your password

LOGIN

Forgot Password? [Reset Here](#)



Login in with the credentials received



Step 4: Set Password

← → ↻ ⓘ Not secure | admission.shishuvanerp.com/index.php?/login/manage_profile

Write us a Query admission@shishuvan.com

 Logged in as:  [LOGOUT](#) [NEW REGISTRATION](#)

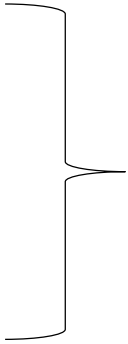
Current Password

New Password

Confirm New Password



Enter the received password



Enter the password of your choice

Once you have logged into your account you will find the option to go to form. Go ahead to fill in your form details

Write us a Query admission@shishuvan.com

shishuvan®

Logged in as: [LOGOUT](#) [NEW REGISTRATION](#)

All Application List

Student Name	Form Number	Application Status	Action
XYZ	N000001	Form Incomplete	GO TO FORM


Click here to go to form

Step 5: Fill in all the details required in the form .

Complete every page & proceed by clicking next.

Basic details – Parents & Siblings Details – Questions –Documents –
General / Pregnancy Details – Child’s Medical Details –
Child’s Medical Details 2 – Milestones – Important Instructions –
Philosophy and Pedagogy – Proceed to Payment

Write us a Query admission@shishuvan.com



Application For Admission

2019-2020

Academic Year : 2019-2020

Logged in as : Sayali P
Kadam

Application No. : N000001

[FAQ's](#) [Eligibility](#)

[Switch Form](#)

[Change Password](#) [Logout](#)

BASIC DETAILS

● SEEKING ADMISSION IN : Nursery(2019-2020)

● APPLICATION NO: N000001

● CHILD'S INFORMATION

Please Attach Child's Photo

[Choose File](#) N...

Upload Only .jpg/.png/.jpeg Files
Of Size Between (20kb - 250kb)

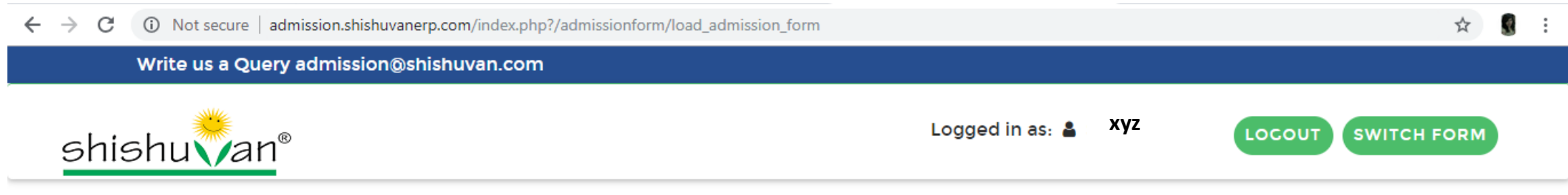
First Name: <u>Sayali</u>	Middle Name: <u>P</u>
Last name: <u>Kadam</u>	Gender: <input type="radio"/> Male <input checked="" type="radio"/> Female
Date Of Birth: <u>05-11-2015</u>	Birth Registration Number : _____
Primary Phone No.: <u>98212507446</u> <small>(Primary phone no)</small>	Primary Email : <u>sayali@confess.com</u>
Home Address: <u>Plot No: _____</u>	Block : _____
<u>Street: _____</u>	Area : _____
State : <u>Maharashtra</u>	City : <u>Dombivli</u>
Pincode : _____	
Native Place : _____	Village : _____
Nationality: <u>India</u>	Blood Group : <u>B</u>
Religion : <u>Hindu</u>	Caste : <u>Marathwade</u>
Mother Tongue : <u>Marathi</u>	
Previous Schooling : _____	Enter Child's Aadhar Number: _____

[Next](#)

[BASIC DETAILS](#)[PARENT & SIBLINGS DETAILS](#)[QUESTIONS](#)[DOCUMENTS](#)[GENERAL / PREGNANCY DETAILS](#)[CHILD'S MEDICAL DETAILS](#)[MILESTONES](#)[IMPORTANT INSTRUCTIONS](#)[PHILOSOPHY AND PEDAGOGY](#)[PROCEED TO PAYMENT](#)

DETAILS - 2

Once the payment is done , the final page will allow you to download & print your documents



Student Name	Form Number	Receipt	Admission Form	Health Form	Documents
xyz	N000001	PRINT RECEIPT	DOWNLOAD ADMISSION FORM	DOWNLOAD HEALTH FORM	PRINT DOCUMENTS

Click here to print receipt

Click here to download your admission form

Click here to download health form

Click here to print your documents



Student Name	Form Number	Receipt	Admission Form	Health Form	Documents	Transfer Board	Apply for International curriculum
xyz	N000001	PRINT RECEIPT	DOWNLOAD ADMISSION FORM	DOWNLOAD HEALTH FORM	PRINT DOCUMENTS	TRANSFER TO INTERNATIONAL CURRICULUM	APPLY FOR INTERNATIONAL CURRICULUM

Click here to print receipt

Click here to download your admission form

Click here to download health form

Click here to print your documents

Click here to transfer to international curriculum

Click here to apply for International curriculum

Important Instruction

- Once the application is transferred to International Curriculum, this application stands cancelled once the payment of form fees for International Curriculum Rs. 2000/- (in your case difference of Rs 1000/-) is done.

TRANSFER

CANCEL